

Oroville Dam Citizen Advisory Commission

Virtual Meeting Guide

The Oroville Dam Citizen Advisory Commission is conducting its November 13, 2020 meeting by webinar to avoid a public gathering and protect public health during the COVID-19 pandemic, consistent with Executive Orders N-25-20 and N-29-20. This document provides guidance for how the public can participate in the meeting.

Technical Assistance

Please consult this guide or the [Zoom Help Center FAQ webpage](#) if you are having issues with your audio or visual connection. If neither of these resources addresses your issue, please contact Eva Spiegel via email (espiegel@kearnswest.com) or phone (530.400.9068), and she will help you troubleshoot.

How to Join the Meeting

NOTE: When you join the meeting using any of the following options, you will be muted automatically, and your video will not be displayed.

Option 1: Zoom with Computer Audio

We highly encourage you to join the meeting on your computer via the link below and use your computer audio to participate. You can participate by launching Zoom in your Internet browser or downloading the Zoom app on your computer. Click [here](#) for more on downloading Zoom.

Join Zoom (using your web browser, such as Google Chrome or Mozilla Firefox)

Enter the meeting ID: 97527785877

Meeting URL: <http://bit.ly/CACmtg5>

Join Zoom (using the downloaded app on your computer)

You will be prompted to enter your email and name, then click “Join Webinar.”

Webinar URL: <http://bit.ly/CACmtg5>

Option 2: Zoom via Mobile App

Join using the Zoom app on your mobile device (phone or tablet). After you download the app, open the app, select the “Join” icon, enter the meeting ID number and your display name. Then enter your meeting password.

Meeting ID: 97527785877

Click [here](#) for more details about using Zoom on mobile devices.

Option 3: Telephone

If you are not able to join using your computer or mobile device, please join via phone.

Phone number: 216-706-7075 or 866-390-1828 (US Toll Free)

Conference code: 787909

If you join via teleconference only (Option 3), you can access a PDF of the presentation slides on the [meeting webpage](#).

Option 4: Zoom with Phone Audio

If you plan to join via computer and use your telephone for audio, join the Zoom meeting on your computer first, using the links in Option 1. For audio, use the “Call Me At” feature and enter your phone number to have Zoom call you.

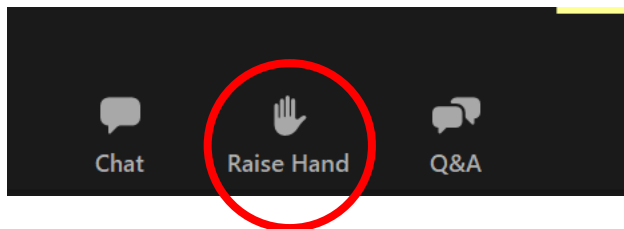
How to Participate in the Public Comment Session

The public comment session will be held after the presentations are complete and the Commissioners have had the opportunity to ask their questions. The moderator will indicate when the public comment session is starting and will walk through the directions below to explain how you can indicate you would like to provide public comment using the “Raise Hand” function.

Joined by Desktop or Web Browser

If you are on the desktop application or web browser versions of Zoom, you can use the “Raise Hand” button:

1. Click the “Raise Hand” icon and wait for the moderator to cue you to speak and to unmute your line.



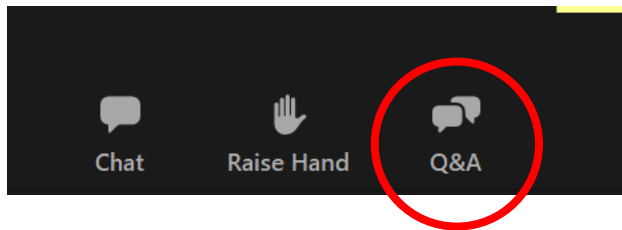
2. Once you have made your comment, the moderator will lower your hand and remute your line.

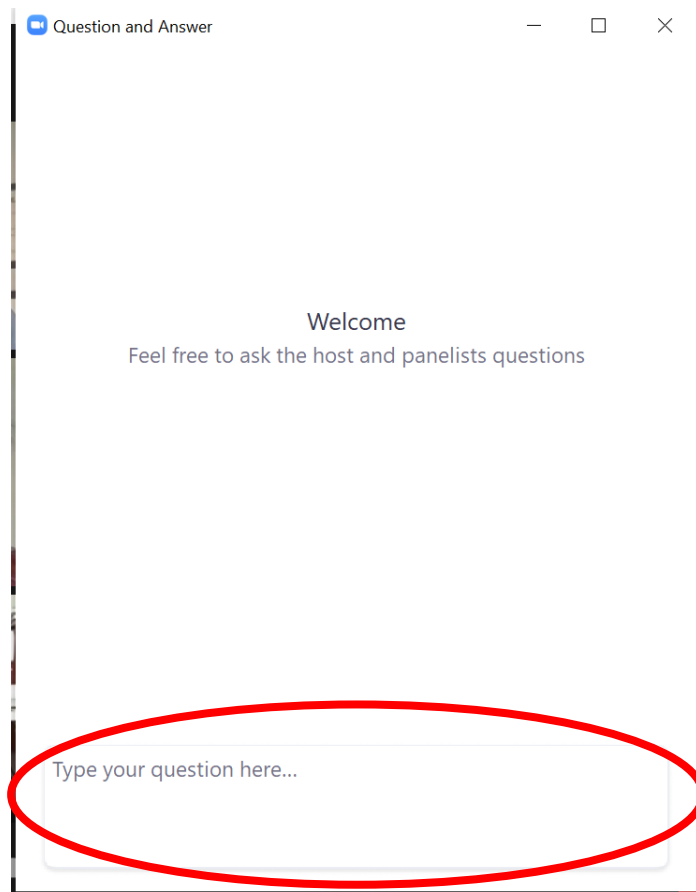
Joined by Phone

1. If you have joined the virtual meeting by phone only, dial “#2” to indicate your desire to speak – this will “raise” your hand. If you press #2 again, you will lower your hand.
2. The moderator will call your name or phone number and unmute your line. *NOTE: When the moderator unmutes you to make comment, you may need to unmute yourself as well if you have pressed the mute button on your phone.*
3. Once you have made your comment, the moderator will remute your line.

How to use the Q&A Function

1. To submit a question or comment during the course of the meeting, please type into the text box as indicated below. These can be technical questions about the webinar or questions about presentation content that you would like answered during the public comment session.





2. Once submitted, the moderator will either publish an answer in the "Answered" section of the Q&A panel or will read your question/comment for you during the public comment session.